



**INSTRUCTIONS D'ASSEMBLAGE
ASSEMBLY INSTRUCTIONS**

MONARCH
SPECIALTIES INC.

I 2011

**PATERE -
73"H / TRADITIONNELLE BOIS MASSIF CERISE**

**COAT RACK -
73"H / CHERRY WOOD TRADITIONAL STYLE**

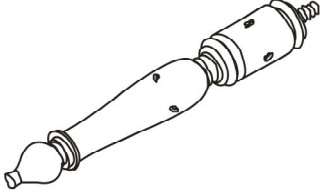

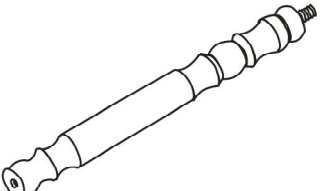




**POUR DE L'ASSISTANCE OU POUR COMMANDER
DES PIÈCES CONTACTEZ NOTRE DÉPARTEMENT
DE SERVICE À LA CLIENTÈLE.**



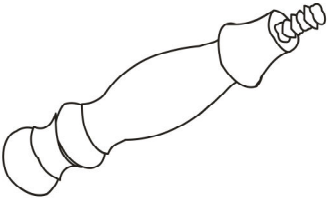
**FOR ASSISTANCE OR TO ORDER PARTS
CONTACT OUR CUSTOMER SERVICE DEPARTMENT**

WWW.MONARCHSERVICE.COM

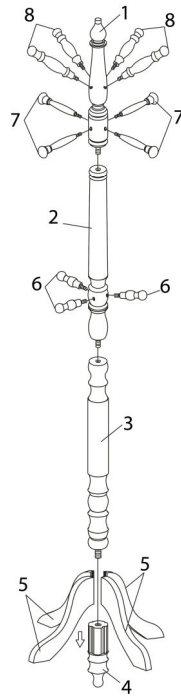
LISTE DES PIÈCES
PARTS LIST

PIÈCE / PART #	IMAGE	DESCRIPTION	QTY / QTÉ
1		UPPER POST POTEAU SUPÉRIEUR	1
2		CENTER POST POTEAU DU CENTRE	1
3		BOTTOM POST POTEAU DU BAS	1
4		POST / LEG ATTACHMENT POTEAU / ATTACHE PATTE	1
5		LEG PATTE	4

LISTE DES PIÈCES
PARTS LIST

PIÈCE / PART #	IMAGE	DESCRIPTION	QTY / QTÉ
6		<p>HOOK (SMALL) CROCHET (PETIT)</p>	3
7		<p>HOOK (MEDIUM) CROCHET (MOYEN)</p>	4
8		<p>HOOK (LARGE) CROCHET (GRAND)</p>	4

ÉTAPE / STEP 1



ÉTAPE / STEP 2

